








First Fruits – Sacrificial Giving for Christian Disciples & Stewards to live a full life

 What percent of your income do you give to God for his work in St. Gabriel + other charities together?

Take a step... forward in Christian Giving that is planned, proportionate, and sacrificial:

-  Find your household income at the left of the chart below.
-  Go to your pattern of attendance at Sunday worship and find on that line your Parish Sunday Offering amount.
-  Move up to the top line of the chart to see what percentage of your income you currently give.
-  Please consider **taking a step** by pledging at the next level (to the right).


 If you are on a fixed income, to give more to the Lord you may have to cut back somewhere else.... That will make your giving more sacrificial; it will cost you more and be a greater act of self-giving love.

 Consider moving your goal towards the biblical tithe of 10% (5% to the Lord's work at St. Gabriel and 5% to other charities or any variation of this formula). It may take a few years to get there, but it is a worthy and rewarding goal for Christians on the path of discipleship and stewardship.

Sunday Offering (both envelopes) to St. Gabriel Parish – 2018

% of income →		1	2	3	4	5	6	8	10	12
↓ Income	Frequency ↓	↓ Amount of each offering in dollars ↓								
\$15,000	Every Week	3	6	9	12	15	18	24	30	36
“	3 X / month	4.50	9	13.50	18	22.50	27	36	45	54
“	2 X / month	7	14	21	28	35	42	56	70	84
“	1 week out of 5	15	30	45	60	75	90	120	150	180
“	Yearend total	\$150	\$300	\$450	\$600	\$750	\$900	\$1050	\$1500	\$1800
\$20,800	Every Week	4	8	12	16	20	24	32	40	48
“	3 X / month	6	12	18	24	30	36	48	60	72
“	2 X / month	9.25	18.50	27.75	37	46.25	55.50	74	92.50	111
“	1 week out of 5	20	40	60	80	100	120	160	200	240
“	Yearend total	\$208	\$416	\$624	\$832	\$1040	\$1248	\$1664	\$2080	\$2496
\$30,000	Just double the figures for an income of \$15,000.00									
“	Yearend total	\$300	\$600	\$900	\$1200	\$1500	\$1800	\$2100	\$3000	\$3600
\$41,600	Just double the figures for an income of \$20,800.00									
“	Yearend total	\$416	\$832	\$1248	\$1664	\$2080	\$2496	\$3328	\$4160	\$4992
\$62,400	Just triple the figures for an income of \$20,800.00									
“	Yearend total	\$624	\$1248	\$1872	\$2496	\$3120	\$3744	\$4992	\$6240	\$7488

\$63,000.00 or more: Use multiples of the above values to find your current level and compute your next step.

 In prayerful thanksgiving for the many blessings received from God, I/we intend to make a Sacrificial Gift of \$_____ every ___ week(s) as our Sunday Offering to support St. Gabriel Parish. (This pledge is between you, your family, and God.)