






First Fruits – Sacrificial Giving for Christian Disciples & Stewards to live a full life


Take a step... forward in Christian Giving that is planned, proportionate, and sacrificial:


-  Find your household income at the left of the chart below.
-  Go to your pattern of attendance at Sunday worship and find on that line your Parish Sunday Offering amount.
-  Move up to the top line of the chart to see what percentage of your income you currently give.
-  Please consider **taking a step** by pledging at the next level (to the right).
-  Consider moving your goal towards the biblical tithe of 10% (5% to the Lord's work at St. Luke and 5% to other charities, or 10% to the Lord's work at St. Luke and other charities at your discretion). It may take a few years to get there, but it is a worthy and rewarding goal for all Christians on the path of discipleship and stewardship.

Sunday Offering (both envelopes) to St. Luke Parish – 2012

% →	Frequency	1	2	3	4	5	6	8	10	12
\$15,000	Every Week	3	6	9	12	15	18	24	30	36
"	3 X / month	4.50	9	13.50	18	22.50	27	36	45	54
"	2 X / month	7	14	21	28	35	42	56	70	84
"	1 week out of 5	15	30	45	60	75	90	120	150	180
"	Yearend total	\$150	\$300	\$450	\$600	\$750	\$900	\$1050	\$1500	\$1800
\$20,800	Every Week	4	8	12	16	20	24	32	40	48
"	3 X / month	6	12	18	24	30	36	48	60	72
"	2 X / month	9.25	18.50	27.75	37	46.25	55.50	74	92.50	111
"	1 week out of 5	20	40	60	80	100	120	160	200	240
"	Yearend total	\$208	\$416	\$624	\$832	\$1040	\$1248	\$1664	\$2080	\$2496
\$31,200	Every Week	6	12	18	24	30	36	48	60	72
"	3 X / month	9	18	27	36	45	54	72	90	108
"	2 X / month	14	28	42	56	70	84	102	140	168
"	1 week out of 5	30	60	90	120	150	180	240	300	360
"	Yearend total	\$312	\$624	\$936	\$1248	\$1560	\$1872	\$2496	\$3120	\$3744
\$41,600	Every Week	8	16	24	32	40	48	64	80	96
"	3 X / month	12	24	36	48	60	72	96	120	144
"	2 X / month	18.50	37	55.50	74	92.50	111	148	185	222
"	1 week out of 5	40	80	120	160	200	240	320	400	480
"	Yearend total	\$416	\$832	\$1248	\$1664	\$2080	\$2496	\$3328	\$4160	\$4992
\$62,400	Every Week	12	24	36	48	60	72	96	120	144
"	3 X / month	18	36	54	72	90	108	144	180	216
"	2 X / month	28	56	84	112	140	168	204	280	336
"	1 week out of 5	60	120	180	240	300	360	480	600	720
"	Yearend total	\$624	\$1248	\$1872	\$2496	\$3120	\$3744	\$4992	\$6240	\$7488

\$63,000.00 + Use multiples of the above values to find your current level and compute your next step.

 What percent of your income do you give to God for his work in St. Luke + other charities together?

 In prayerful thanksgiving for the many blessings received from God, I/we intend to make a Sacrificial Gift of \$_____ every ___ week(s) as our Sunday Offering to support St. Luke Parish. (This pledge is between you, your family, and God.)